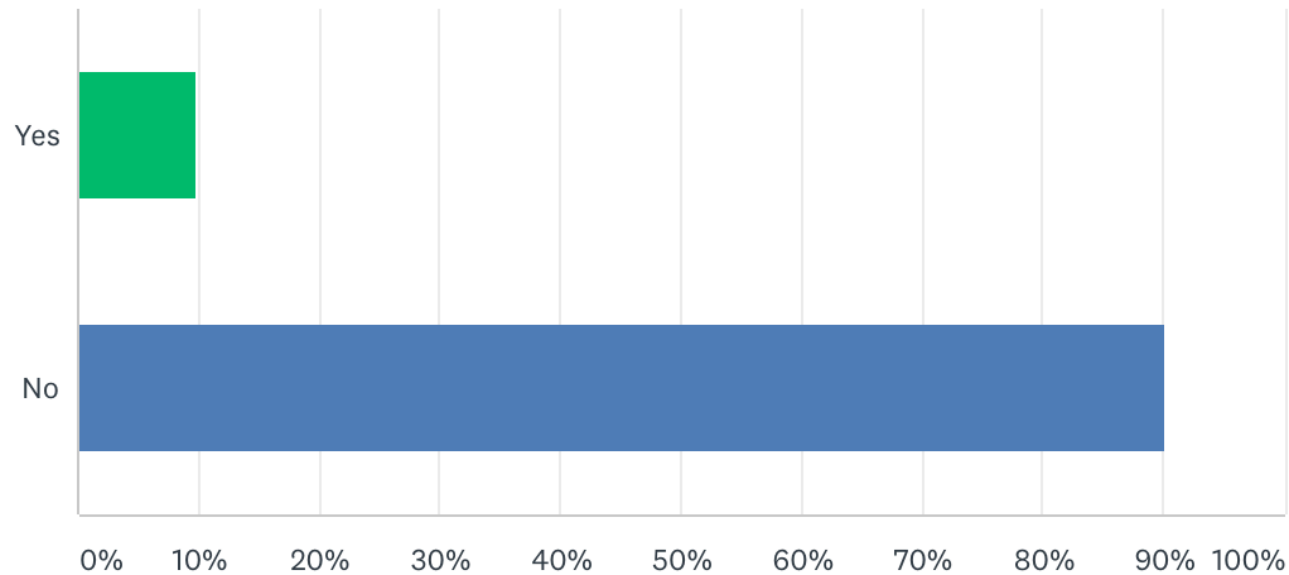


Do you believe the current teacher evaluation structure, including this use of student data, is a fair and valid measure of a teacher's performance?

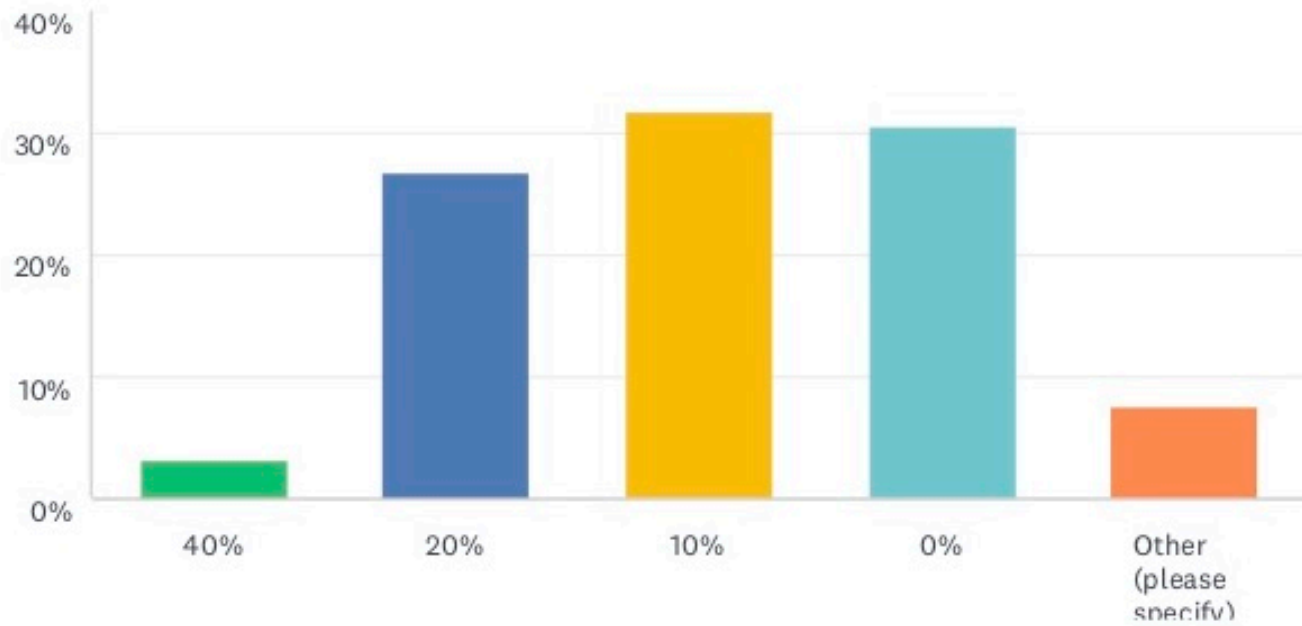
Answered: 3,705 Skipped: 661



ANSWER CHOICES	RESPONSES	
Yes	9.77%	362
No	90.23%	3,343
TOTAL		3,705

What do you believe is the most appropriate percentage of SLO/SLG's to be used in a teacher evaluation?

Answered: 3,644 Skipped: 722



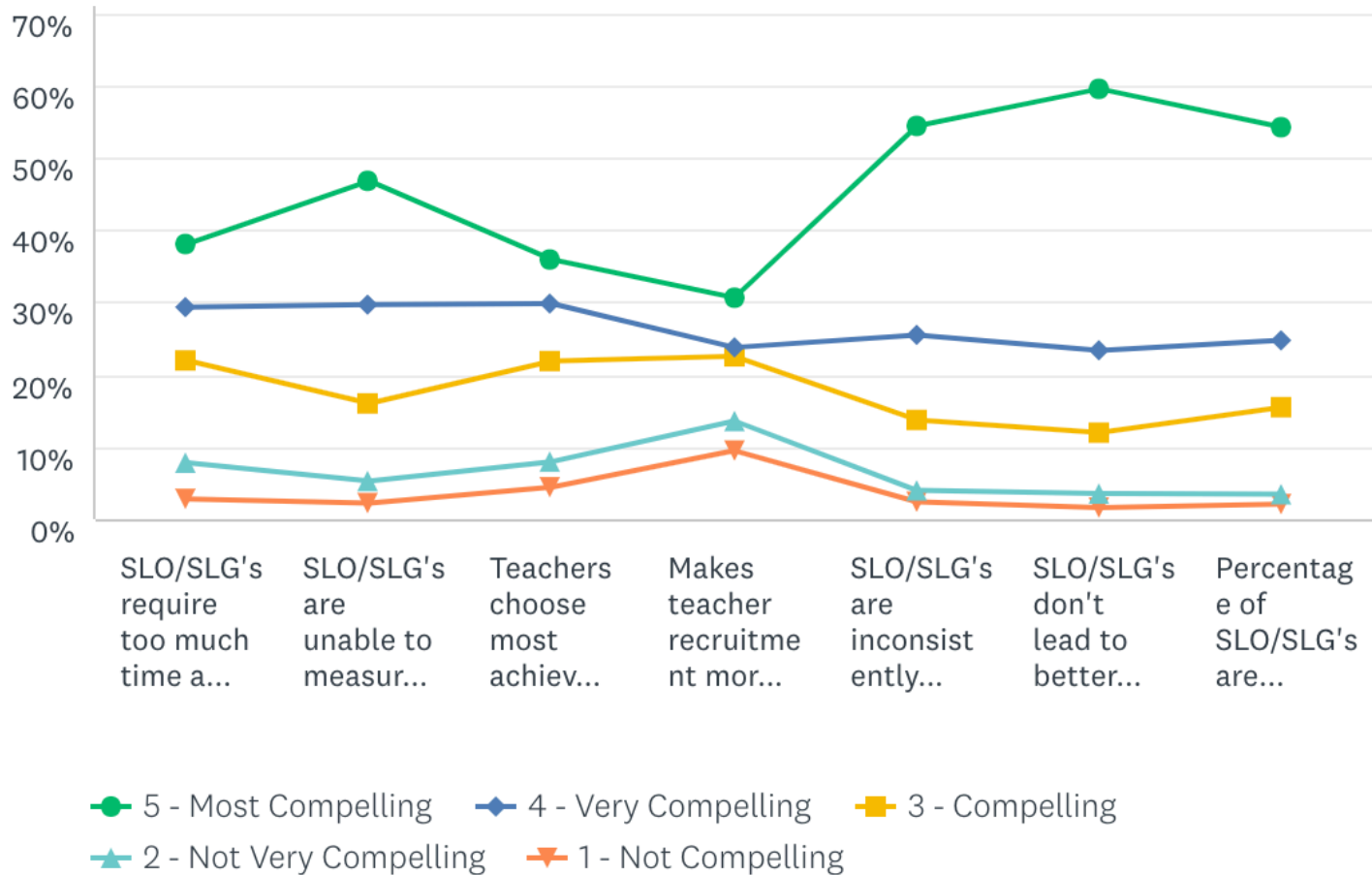
ANSWER CHOICES	RESPONSES	
40%	3.16%	115
20%	26.78%	976
10%	31.86%	1,161
0%	30.60%	1,115
Other (please specify)	7.60%	277
TOTAL		3,644

Q4



Please Rate the Significance of the Following Issues

Answered: 3,439 Skipped: 928



	5 - MOST COMPELLING	4 - VERY COMPELLING	3 - COMPELLING	2 - NOT VERY COMPELLING	1 - NOT COMPELLING	TOTAL
SLO/SLG's require too much time and paperwork	38.07% 1,305	29.35% 1,006	21.97% 753	7.82% 268	2.80% 96	3,428
SLO/SLG's are unable to measure growth for whole year	46.81% 1,605	29.69% 1,018	16.01% 549	5.28% 181	2.22% 76	3,429
Teachers choose most achievable measures	35.92% 1,227	29.83% 1,019	21.87% 747	7.96% 272	4.42% 151	3,416
Makes teacher recruitment more difficult	30.64% 1,047	23.76% 812	22.53% 770	13.58% 464	9.48% 324	3,417
SLO/SLG's are inconsistently implemented	54.40% 1,859	25.49% 871	13.73% 469	3.98% 136	2.40% 82	3,417
SLO/SLG's don't lead to better outcomes	59.53% 2,039	23.36% 800	11.97% 410	3.53% 121	1.61% 55	3,425
Percentage of SLO/SLG's are arbitrary	54.23% 1,852	24.74% 845	15.49% 529	3.46% 118	2.08% 71	3,415